

# ETF 主题日报

走势 · 发行商 · 资金流 · 新产品 | AI Curated by OpenClaw

候选池: 64 条 入选: 28 条 LLM: qwen3-coder-plus 来源: Google News, Global X

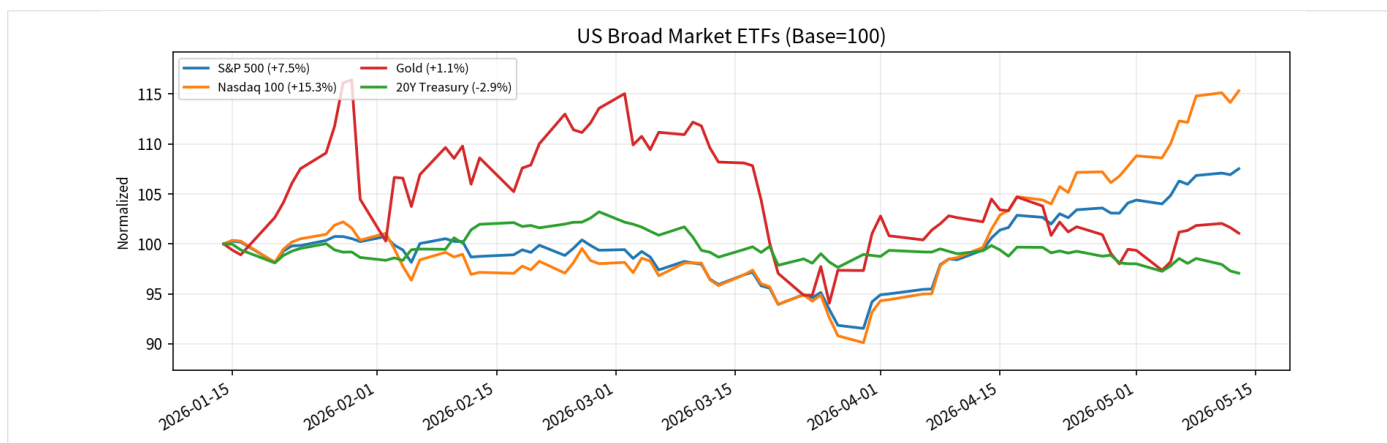
## Executive Summary

核心 ETF 表现以宽基、黄金和长债的结构化为主: SPY 1D +0.77%、1W +0.54%、1M +9.30%; QQQ 1D +1.91%、1W +2.32%、1M +13.68%; GLD 1D +0.00%、1W +0.02%、1M -0.01%; TLT 1D +0.18%、1W -0.41%、1M +1.22%。这些数字来自本地 ETF 收益率快照,口径为 1D/1W/1M,不和中期走势图口径混用。Global X ETF 短期排行中,近一周居前的主题包括 ORBX 1W +12.93%; COPX 1W +9.98%; BUG 1W +9.08%; SIL 1W +8.39%; GOEX 1W +5.20%,短线强势主要集中在部分商品、资源或主题型产品。

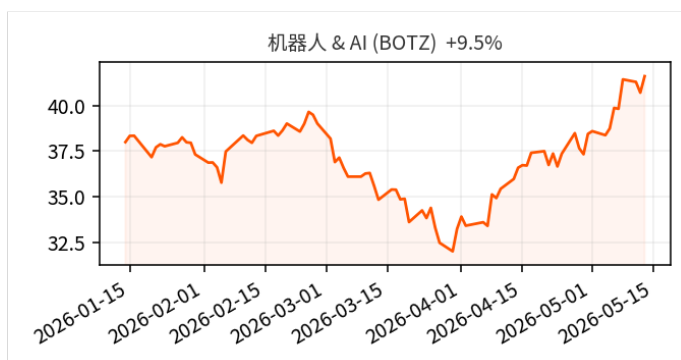
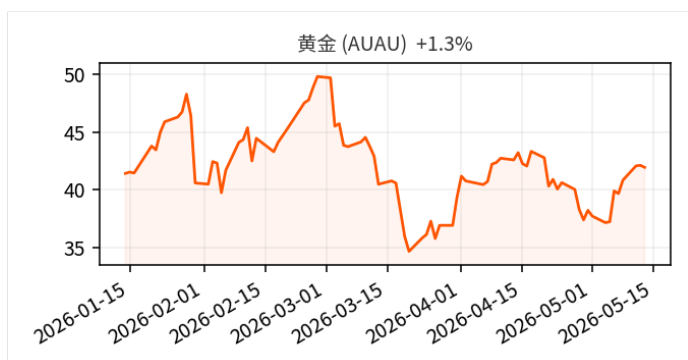
发行商与主题材料方面,本期收录 28 条 ETF 相关内容,其中 Global X 官网文章覆盖:下一个大主题:2026年2月、季度MLP评论:2026年第一季度、2026年展望、月度备兑看涨期权评论:2026年5月、Global X巴西主动型ETF(BRAZ)2026年第一季度评论。主线包括 AI/国防科技、能源基础设施、备兑看涨收入策略、巴西与新兴市场 ex-China 等方向,适合用来跟踪主题 ETF 的中期催化和区域轮动。

后续 1-2 周建议关注三点:第一,SPY/QQQ 与 GLD/TLT 的相对强弱是否延续;第二,Global X 排行中短期领涨主题能否从 1W 扩散到 1M 维度;第三,新闻材料中的发行商观点、资金流和新产品动态是否形成连续催化。具体文章中的假设和测算以原文为准,不直接作为交易结论。

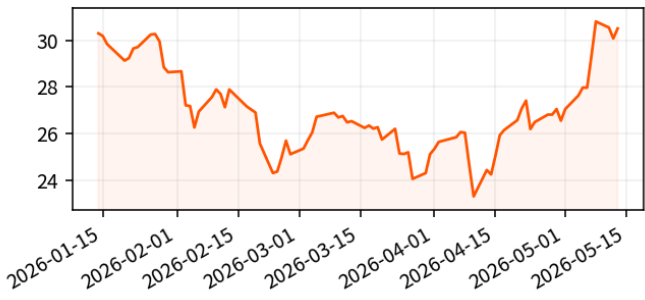
## 核心ETF走势



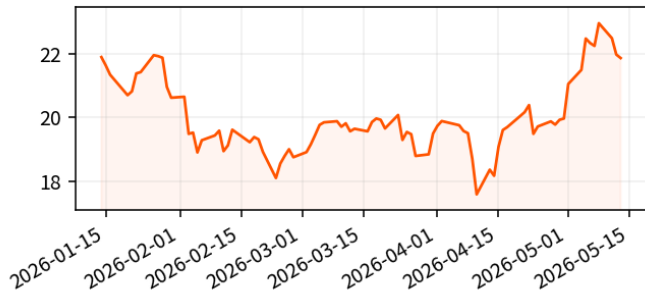
## GX Global X ETF



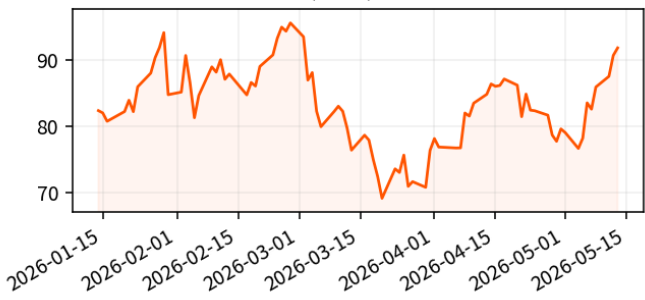
网络安全 (BUG) +0.7%



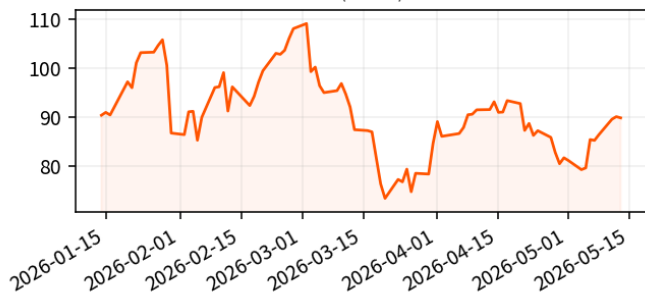
云计算 (CLOU) -0.1%



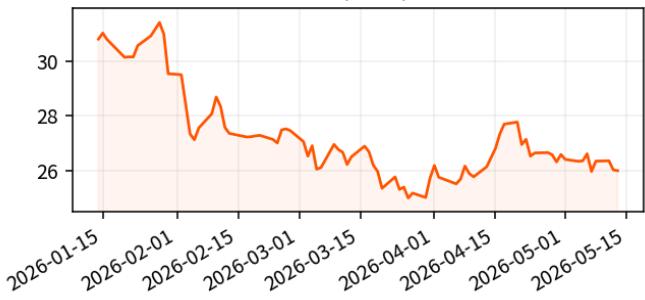
铜矿 (COPX) +11.6%



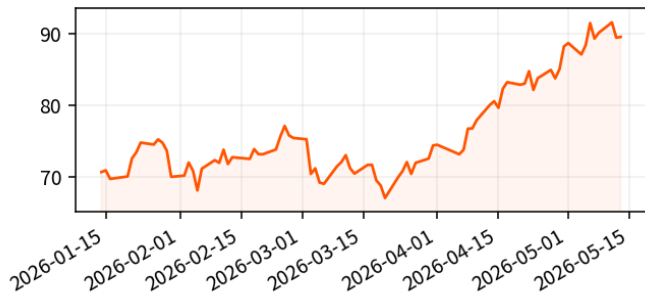
黄金矿企 (GOEX) -0.6%



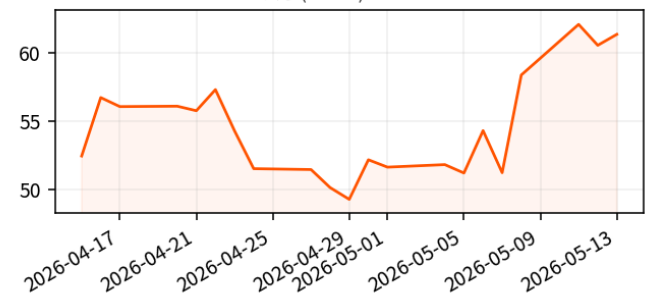
电竞 & 游戏 (HERO) -15.6%



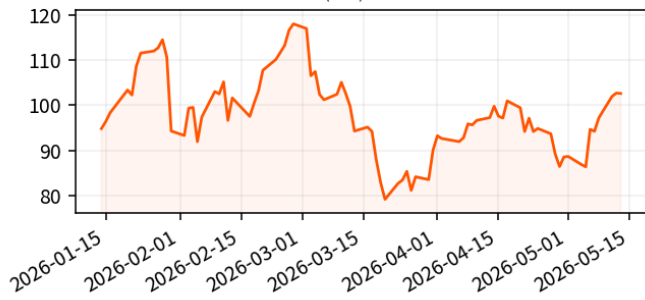
锂 & 电池 (LIT) +26.8%



轨道 (ORBX) +16.9%



SIL (SIL) +8.2%







## ETF 市场动态

### 1. ETF资金流在四月份经历显著复苏

moneymanagement.com.au · 2026-05-14 05:07

ETF flows experience 'remarkable recovery' in April&nbsp;&nbsp;&nbsp;moneymanagement.com.au

解读：ETF整体资金流动趋势是判断市场情绪和投资方向的重要指标

### 2. 比特币和以太坊ETF流出3.64亿美元，富达和贝莱德引领流出

BlockchainReporter · 2026-05-14 00:42

Bitcoin And Ethereum ETFs Shed \$364 Million As Fidelity And BlackRock Lead Outflows&nbsp;&nbsp;&nbsp;BlockchainReporter

解读：主流ETF资金流出数据对判断市场情绪和调整投资策略至关重要

### 3. Global X宣布新ETF 提供商品生产商、银矿商及铀覆盖期权策略

TradingView · 2026-05-13 20:30

GLOBAL X ANNOUNCES NEW ETFs OFFERING EXPOSURE TO ALL-IN-ONE COMMODITY PRODUCER STRATEGIES, SILVER MINERS & A URANIUM COVERED CALL ETF&nbsp;&nbsp;&nbsp;TradingView

解读：Global X的新产品发布直接关系到商品ETF市场竞争格局变化

### 4. ETF资金流和资产管理规模高度集中于前三家发行商

Financial Newswire · 2026-05-14 04:30

ETF flows, FUM highly concentrated among top three providers&nbsp;&nbsp;&nbsp;Financial Newswire

解读：ETF行业集中度趋势影响产品创新、费率竞争和投资者选择

### 5. 比特币重返8万美元，ETF资金流入回归但涨势缺乏完全信心

Blockonomi · 2026-05-14 02:31

Bitcoin Reclaims \$80K as ETF Inflows Return, But Rally Lacks Full Conviction&nbsp;&nbsp;&nbsp;Blockonomi

解读：比特币ETF资金流动直接影响相关产品的投资决策和风险管理

### 6. 分析师称随着ETF资金流增长，比特币或避免历史性熊市损失

MSN · 2026-05-12 21:49

Bitcoin may avoid historic bear market losses as ETF flows grow, says analyst&nbsp;&nbsp;&nbsp;MSN

解读：专业分析师对ETF资金流与比特币价格关系的分析，为加密货币ETF投资提供重要参考

## GX Global X Insights 附录（近期待阅）

### GLOBAL X 1. Global X巴西主动型ETF(BRAZ)2026年第一季度评论

Global X · 2026-04-30

Global X 巴西主动 ETF 季度评论讨论巴西股票市场、商品价格、利率环境和选举预期对组合表现的影响。该内容可用于观察拉美权益、资源品和新兴市场主动ETF的配置机会与政治风险。

解读：巴西与拉美权益ETF受商品、利率和政治周期共同影响。

### GLOBAL X 2. Global X新兴市场除中国ETF(EMM)2026年第一季度评论

Global X · 2026-04-30

Global X 新兴市场除中国ETF评论关注拉美、能源出口国和其他新兴市场在全球资产配置中的相对表现。该类产品为投资者提供降低中国单一敞口、配置多元新兴市场周期的工具。

解读：新兴市场 ex-China 是近年ETF产品创新方向，适合观察区域轮动。

### GLOBAL X 3. Global X新兴市场大消费ETF 2026年一季度表现评述

Global X · 2026-04-30

Global X 新兴市场大消费ETF评论聚焦新兴市场消费板块，包括居民收入、消费升级和区域市场波动对组合的影响。该主题与长期消费升级逻辑相关，但短期表现仍受美元、商品和风险偏好影响。

解读：新兴市场消费ETF可作为区域内需和消费升级的观察标的。

## GX Global X ETF 表现排行

#	Ticker	Name	Close	1D	1W	1M	1Y
1	ORBX	轨道	61.33	+1.32%	+12.93%	-	-
2	COPX	铜矿	91.91	+1.26%	+9.98%	+8.30%	-
3	BUG	网络安全	30.51	+1.43%	+9.08%	+24.89%	-
4	SIL	SIL	102.62	-0.09%	+8.39%	+5.50%	-

#	Ticker	Name	Close	1D	1W	1M	1Y
5	GOEX	黄金矿企	89.88	-0.28%	+5.20%	-1.86%	-
6	AUAU	黄金	41.95	-0.42%	+5.11%	-1.51%	-
7	CHPX	芯片	91.44	+2.40%	+4.63%	+35.64%	-
8	BOTZ	机器人 & AI	41.62	+2.22%	+4.38%	+15.72%	-
9	HYDR	氢能	67.20	+4.14%	+4.09%	+62.89%	-
10	BCI	BCI	25.75	-0.62%	+3.75%	+7.65%	-
11	COMD	COMD	29.38	-0.88%	+3.68%	+9.22%	-
12	AIQ	AI & 科技	62.11	+1.79%	+3.00%	+22.80%	-
13	MLPR	MLPR	72.56	-1.14%	+2.92%	+6.67%	-
14	DRIV	自动驾驶	40.64	+1.98%	+2.89%	+20.88%	-
15	EART	地球	35.18	+2.04%	+2.81%	+7.55%	-
16	TYLG	TYLG	40.82	+1.30%	+2.61%	+12.02%	-
17	NYSX	NYSX	123.35	+1.63%	+2.61%	+16.55%	-
18	CTEC	CTEC	72.63	+2.93%	+2.49%	+18.73%	-
19	SNSR	物联网	47.70	+2.01%	+2.43%	+17.78%	-
20	EHCC	EHCC	26.28	-0.31%	+2.35%	-	-
21	CHIQ	CHIQ	20.39	+2.10%	+1.94%	+0.34%	-
22	QYLG	QYLG	29.75	+0.64%	+1.55%	+9.27%	-
23	DTCR	DTCR	30.74	+1.32%	+1.42%	+15.30%	-
24	ONOF	ONOF	39.71	+0.71%	+1.13%	+8.14%	-
25	KROP	KROP	36.30	+1.06%	+1.10%	+2.19%	-
26	MLPX	MLPX	74.40	+0.32%	+1.05%	+3.45%	-
27	CHRI	CHRI	88.22	+0.53%	+0.92%	+8.03%	-
28	ASEA	ASEA	20.02	+1.52%	+0.80%	+0.45%	-
29	CATH	CATH	88.85	+0.54%	+0.79%	+7.71%	-
30	XYLG	XYLG	28.68	+0.34%	+0.74%	+4.97%	-
31	XRMI	XRMI	17.37	+0.38%	+0.58%	+1.40%	-
32	NORW	挪威	38.52	+0.76%	+0.34%	-1.00%	-
33	GXDW	GXDW	29.27	+1.51%	+0.33%	+19.86%	-
34	KRMA	KRMA	46.61	+0.49%	+0.28%	+7.00%	-
35	ZCBC	ZCBC	49.90	-0.16%	+0.27%	-1.13%	-
36	MLPA	MLP Alerian	54.56	+0.37%	+0.26%	+2.19%	-
37	MLPD	MLPD	25.30	-0.03%	+0.24%	+0.19%	-
38	MLDR	MLDR	48.80	-0.05%	+0.23%	-0.59%	-
39	QRMI	QRMI	15.58	+0.22%	+0.22%	+1.24%	-
40	XYLD	XYLD	40.62	+0.05%	+0.22%	+1.68%	-
41	QYLD	Covered Call	18.13	+0.11%	+0.17%	+2.89%	-
42	ZCBA	ZCBA	50.43	+0.07%	+0.15%	+1.13%	-
43	CLIP	CLIP	100.19	+0.01%	+0.09%	+0.00%	-
44	PFFV	PFFV	22.32	-0.13%	+0.09%	+0.82%	-
45	ALTY	ALTY	12.37	-0.12%	+0.08%	+1.06%	-
46	DJIA	DJIA	21.66	-0.46%	+0.05%	+1.40%	-
47	LNGX	LNGX	43.37	-0.32%	-0.06%	-1.22%	-
48	AGNG	AGNG	35.23	+0.01%	-0.09%	-2.85%	-

#	Ticker	Name	Close	1D	1W	1M	1Y
49	SLDR	SLDR	49.80	+0.01%	-0.12%	-0.31%	-
50	ZCBF	ZCBF	49.31	-0.39%	-0.24%	-1.33%	-
51	PFFD	PFFD	19.03	-0.26%	-0.26%	+1.06%	-
52	EFAS	EFAS	22.02	+0.07%	-0.27%	+0.41%	-
53	GXIG	GXIG	24.86	+0.04%	-0.42%	-0.91%	-
54	ZCBE	ZCBE	49.94	-0.44%	-0.44%	-1.57%	-
55	EMBD	EMBD	23.71	-0.15%	-0.57%	-0.32%	-
56	QDIV	QDIV	36.59	+0.31%	-0.59%	+0.19%	-
57	DIV	DIV	19.13	-0.88%	-0.62%	-0.26%	-
58	AUSF	AUSF	48.37	-0.17%	-0.68%	-1.63%	-
59	GURU	GURU	64.83	-0.90%	-0.72%	+4.72%	-
60	SPFF	SPFF	9.47	+0.00%	-0.73%	+3.91%	-
61	ZCBG	ZCBG	49.62	-0.65%	-0.80%	+0.15%	-
62	SOCL	SOCL	46.94	+1.98%	-0.99%	+4.54%	-
63	CEFA	CEFA	39.61	+0.88%	-1.03%	+1.03%	-
64	RNRG	可再生能源	38.88	+0.84%	-1.16%	+1.03%	-
65	GREK	希腊	72.03	+0.13%	-1.21%	+0.90%	-
66	LLDR	LLDR	44.27	-0.12%	-1.31%	-1.91%	-
67	RSSL	RSSL	110.59	-0.00%	-1.42%	+6.63%	-
68	FLOW	FLOW	36.60	+0.11%	-1.47%	+1.93%	-
69	GNOM	GNOM	46.27	-1.10%	-1.52%	+3.27%	-
70	EMM	新兴市场	43.10	+1.51%	-1.76%	+10.88%	-
71	ZCBB	ZCBB	49.78	-1.78%	-1.78%	-1.78%	-
72	ZAP	ZAP	33.77	-0.56%	-1.86%	+1.59%	-
73	IPAV	IPAV	34.65	+0.80%	-1.97%	+5.36%	-
74	CLOU	云计算	21.86	-0.50%	-2.10%	+19.00%	-
75	LIT	锂 & 电池	89.58	+0.12%	-2.12%	+11.95%	-
76	SDEM	SDEM	32.50	-0.62%	-2.12%	-4.04%	-
77	AQWA	水资源	18.87	-0.76%	-2.16%	-5.53%	-
78	HEAL	HEAL	24.51	-1.65%	-2.17%	-0.70%	-
79	HERO	电竞 & 游戏	26.00	-0.11%	-2.32%	-0.55%	-
80	SDIV	SDIV	25.45	-1.20%	-2.42%	-2.45%	-
81	VNAM	VNAM	26.07	-1.54%	-2.43%	+8.35%	-
82	BRAZ	BRAZ	32.47	-0.38%	-2.95%	-7.58%	-
83	ECC	ECC	4.09	+0.25%	-3.08%	+7.07%	-
84	PAVE	基建	56.47	-0.09%	-3.22%	+2.64%	-
85	BITS	BITS	70.59	-0.79%	-3.22%	+19.52%	-
86	MILN	MILN	42.68	-0.95%	-3.37%	-0.61%	-
87	BKCH	区块链	87.27	+0.41%	-3.45%	+29.38%	-
88	EBIZ	EBIZ	27.64	+0.40%	-3.56%	-0.07%	-
89	FINX	金融科技	25.03	-1.84%	-3.84%	+4.29%	-
90	BCCC	BCCC	13.42	-3.38%	-4.82%	-	-
91	NDIA	NDIA	26.28	+1.19%	-4.92%	-4.76%	-
92	COLO	COLO	35.86	-1.18%	-5.73%	-14.70%	-

#	Ticker	Name	Close	1D	1W	1M	1Y
93	ARGT	阿根廷	88.27	-1.69%	-6.07%	-6.77%	-
94	SHLD	SHLD	63.79	-1.31%	-6.14%	-14.40%	-
95	URA	URA	53.31	-1.91%	-8.50%	+2.17%	-

Generated by OpenClaw · 2026-05-14 07:44 · 数据来源: Google News, Global X