

# ETF 主题日报

走势 · 发行商 · 资金流 · 新产品 | AI Curated by OpenClaw

候选池: 120 条    入选: 26 条    LLM: qwen3-coder-plus    来源: Google News, Global X

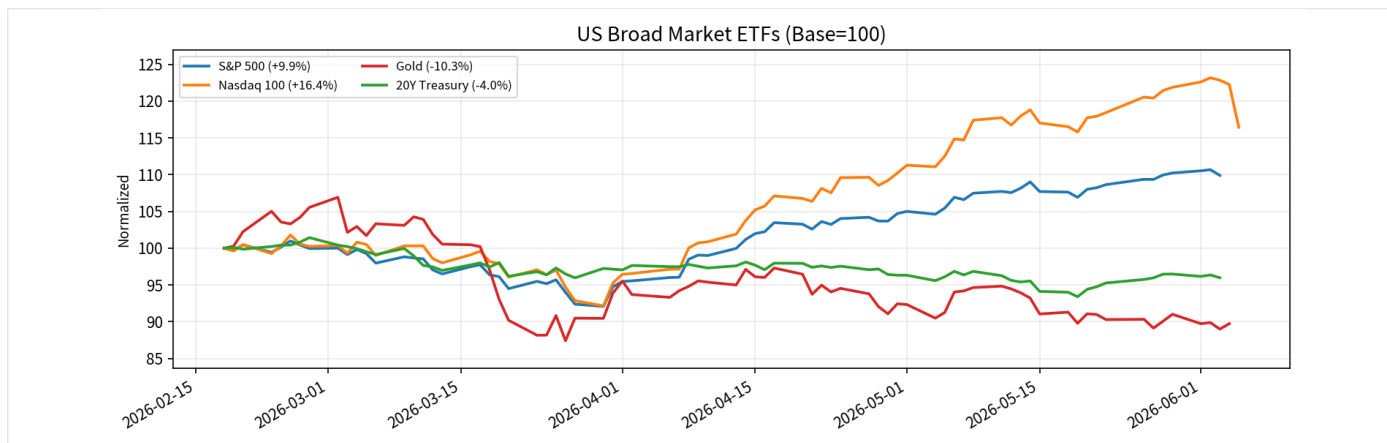
## Executive Summary

今日ETF市场主线聚焦于收益生成策略的创新突破，而非传统风险资产配置轮动。数据显示QQQ近4个月累计涨幅16.44%表现最强，但更值得关注的是比特币相关主题ETF出现结构性分化——CHPX近4个月暴涨72.27%与SOCL下跌3.39%形成鲜明对比，反映市场对不同加密策略的风险偏好出现显著差异。

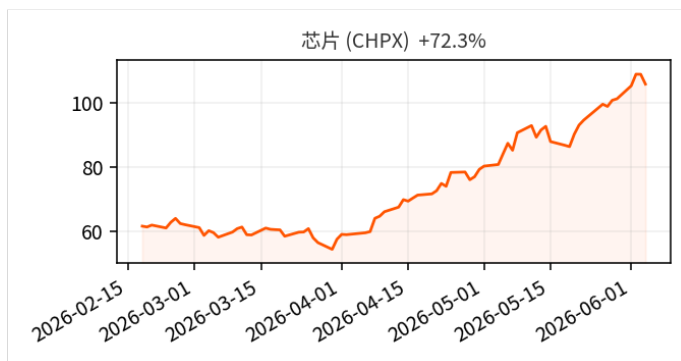
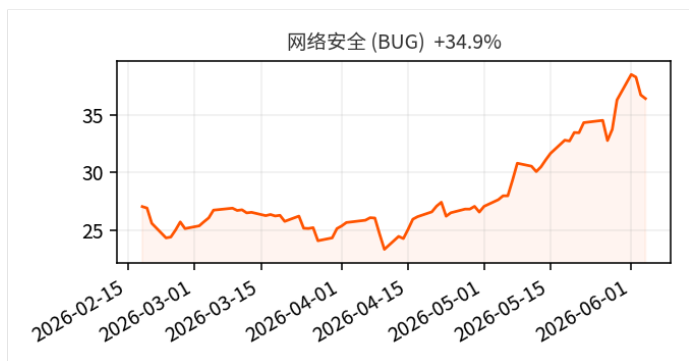
贝莱德在比特币收益产品领域的集中发力成为今日市场最大主题线，BITA比特币ETF通过覆盖看涨期权策略实现15-25%目标收益率，标志着主流机构正式进入"收益增强型"加密产品赛道。同时，SpaceX相关ETF出现62亿美元资金流动逆转，显示市场对高估值科技IPO概念的重新定价。此外，2026年ETF资金流入已突破1万亿美元里程碑，表明机构资金持续向新产品类别配置的趋势仍在加速。

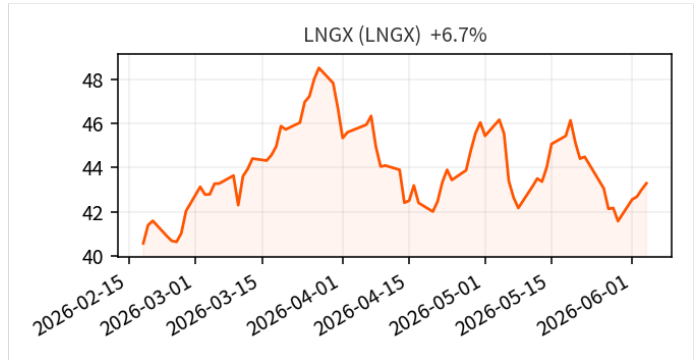
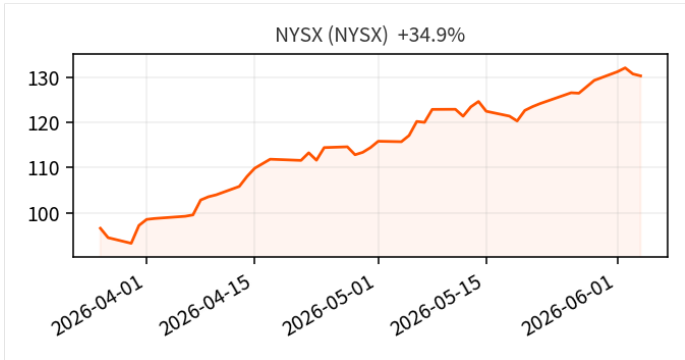
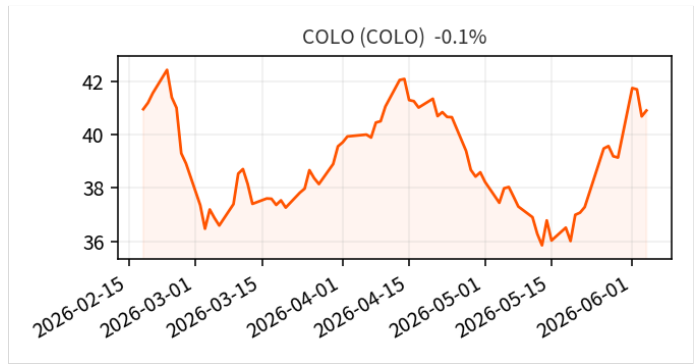
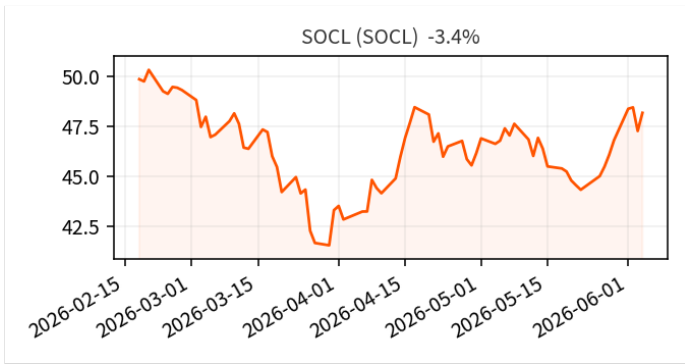
未来1-2周需重点跟踪比特币收益ETF的实际资金流入情况，特别是BITA在纳斯达克上市后的机构认购表现，这将验证市场对"收益换上涨空间"策略的接受程度。其次关注SpaceX ETF资金流是否继续逆转，这可能预示科技成长股配置逻辑的根本性变化。最后观察QQQ与比特币主题ETF的相对强弱变化，验证当前收益策略创新对传统风险偏好的冲击效应。

## 核心ETF走势



## GX Global X ETF





## 行业 行业策略与资金流向

### 1. SpaceX IPO ETF资金流出现62亿美元逆转

TradingView · 2026-06-18 03:07

SpaceX相关ETF出现62亿美元资金流动逆转，显示投资者情绪发生重大转变。这一大规模资金流动反映了市场对太空科技板块投资前景的重新评估。

解读：大额资金流动信号对太空科技ETF投资策略具有重要参考价值

## ET ETF市场动态

### 1. 贝莱德推出15-25%收益比特币ETF

Forbes · 2026-06-18 02:34

'Competing With Strategy'—BlackRock's 15-25% Yield Bitcoin ETF Lands&nbsp;&nbsp;&nbsp;Forbes

解读：贝莱德新推出的收益型比特币ETF是行业重要事件，影响整个加密ETF市场格局

### 2. iShares比特币溢价收入ETF启动

Coinfomania · 2026-06-18 01:33

A Game Changer for Income Investors — iShares Bitcoin Premium Income ETF Launches&nbsp;&nbsp;&nbsp;Coinfomania

解读：iShares新比特币收入ETF是重要的产品创新，为投资者提供新的风险收益特征

### 3. 贝莱德推出收益生成型iShares比特币溢价收入ETF

unchainedcrypto.com · 2026-06-17 18:45

BlackRock Launches Its Yield-Generating iShares Bitcoin Premium Income ETF, Trading Upside for a Mid-to-High-Teens Yield&nbsp;&nbsp;&nbsp;unchainedcrypto.com

解读：这是贝莱德在比特币ETF领域的又一重要创新，影响整个数字资产投资格局

### 4. 贝莱德推出比特币收入ETF BITA

bloomingbit · 2026-06-17 16:17

BlackRock Debuts Bitcoin Income ETF BITA as Crypto Range Trade Drags On&nbsp;&nbsp;&nbsp;bloomingbit

解读：贝莱德作为最大ETF发行商推出创新比特币产品，具有市场引领作用

### 5. 贝莱德成为首家推出覆盖看涨期权比特币ETF的大型发行商

Yahoo Finance · 2026-06-17 12:03

BlackRock Becomes First Mega Issuer to Launch Covered Call Bitcoin ETF&nbsp;&nbsp;&nbsp;Yahoo Finance

解读：贝莱德首创覆盖看涨期权比特币ETF，对整个ETF行业具有标杆意义

### 6. 贝莱德推出比特币收入ETF

Bloomberg.com · 2026-06-17 04:16

Watch BlackRock Launches New Bitcoin Income ETF&nbsp;&nbsp;&nbsp;Bloomberg.com

解读：贝莱德作为全球最大资产管理公司推出创新比特币ETF产品，对加密货币ETF市场具有重要影响

## 7. 贝莱德推出支付收益的比特币ETF

Yahoo Finance · 2026-06-17 02:15

BlackRock is launching a bitcoin ETF that pays you&nbsp;&nbsp; Yahoo Finance

解读：大型传统金融机构进入比特币ETF市场并创新收益模式，标志着主流金融对加密资产接受度提升

---

## 8. 贝莱德新比特币ETF提供月度收益

Yahoo Finance · 2026-06-17 01:30

BlackRock's new Bitcoin ETF pays monthly income&nbsp;&nbsp; Yahoo Finance

解读：创新的比特币ETF收益模式可能吸引更多寻求稳定现金流的投资者进入加密市场

---

## 9. 贝莱德推出比特币收入ETF目标25%收益率

Blockster · 2026-06-17 01:01

BlackRock Launches Bitcoin Income ETF, Targets Up to 25% Yield&nbsp;&nbsp; Blockster

解读：高收益目标的比特币ETF可能吸引大量寻求收益的投资者，对整个加密货币ETF市场产生示范效应

---

## 10. 贝莱德推出期权策略比特币ETF

ForkLog · 2026-06-16 22:19

BlackRock Launches Bitcoin ETF with Options Strategy&nbsp;&nbsp; ForkLog

解读：期权策略比特币ETF为投资者提供了更复杂的投资工具，可能改变比特币ETF市场的竞争格局

---

## 11. 贝莱德开始比特币收入基金基于覆盖式看涨期权

Bitcoin Magazine · 2026-06-16 21:54

BlackRock Begins Bitcoin Income Fund Built On Covered Calls&nbsp;&nbsp; Bitcoin Magazine

解读：传统金融巨头采用经典期权策略构建比特币产品，为市场提供了标准化的收益型加密产品

---

## 12. 贝莱德推出iShares比特币高级收入ETF

marketscreener.com · 2026-06-16 21:52

BlackRock Launches iShares Bitcoin Premium Income ETF&nbsp;&nbsp; marketscreener.com

解读：iShares品牌进入比特币收入ETF市场，增加了市场竞争并为投资者提供更多选择

---

## 13. 贝莱德推出iShares比特币高级收入ETF带收益率

Decrypt · 2026-06-16 21:34

News Explorer — BlackRock Launches iShares Bitcoin Premium Income ETF With Yield&nbsp;&nbsp; Decrypt

解读：知名ETF品牌推出具体收益率产品的详细信息，为投资者提供了重要的产品特征参考

---

## 14. 贝莱德推出BITA比特币ETF以双位数收益率换取部分上涨空间

Yahoo Finance · 2026-06-16 20:01

BlackRock Debuts BITA Bitcoin ETF, Trading Partial Upside for Double-Digit Yield&nbsp;&nbsp; Yahoo Finance

解读：首只覆盖式比特币ETF的推出，代表了加密货币ETF产品的创新，对机构投资者具有重要意义

---

## 15. 贝莱德比特币溢价收入ETF在纳斯达克上市

디지털투데이 · 2026-06-18 07:07

BlackRock的BITA比特币溢价收入ETF正式在纳斯达克挂牌交易。这是贝莱德在加密货币ETF领域的又一重要布局，可能吸引大量机构资金进入比特币市场。

解读：贝莱德新比特币ETF上市，代表主流金融机构进一步拥抱加密资产市场

---

## 16. 2026年ETF资金流入突破1万亿美元里程碑

ETF Database · 2026-06-18 03:19

2026 ETF Flows Cross \$1 Trillion Milestone Before Summer&nbsp;&nbsp; ETF Database

解读：ETF资金流入创万亿里程碑，反映整个行业发展的强劲势头和投资者偏好变化

---

## 17. 贝莱德和BITA比特币覆盖调用ETF：月度收入，有限上涨空间

The Cryptonomist · 2026-06-17 21:18

BlackRock and the Bitcoin ETF with covered calls BITA: monthly income, limited upside&nbsp;&nbsp; The Cryptonomist

解读：BITA ETF的创新策略模式代表了比特币投资产品的重大创新方向

---

## 18. 贝莱德通过BITA将比特币波动性转化为月度收入

Yellow.com · 2026-06-17 18:04

BlackRock Turns Bitcoin Volatility Into Monthly Income With BITA&nbsp;&nbsp; Yellow.com

解读：BITA创新的收入生成模式为比特币投资开辟了新的产品类别

---

## 19. 贝莱德比特币收入ETF实时追踪：收益率达15-25%

Yahoo Finance · 2026-06-17 17:16

贝莱德推出的BITA比特币收入ETF提供15-25%的收益率，采用覆盖看涨期权策略生成收入。该产品为投资者提供了参与比特币市场同时获得收益的新途径，可能吸引寻求收益的投资者。

解读：首只比特币覆盖看涨期权ETF，创新产品结构具有重要意义

---

## 20. 贝莱德在纳斯达克推出比特币收入ETF BITA

CoinMarketCap · 2026-06-17 05:52

BlackRock Launches BTC Income ETF BITA on Nasdaq&nbsp;&nbsp;&nbsp;CoinMarketCap

解读：贝莱德在主要交易所推出比特币ETF，增加了产品的流动性和可访问性

## 21. 贝莱德推出目标高 teens 收益率的比特币收入ETF

CoinDesk · 2026-06-17 04:36

BlackRock launches bitcoin income ETF with high-teens yield target&nbsp;&nbsp;&nbsp;CoinDesk

解读：具体收益率目标的比特币ETF创新产品，对收益导向型投资者具有吸引力

## 22. 贝莱德推出比特币收入ETF覆盖式看涨期权需求增长

CryptoPotato · 2026-06-16 23:20

BlackRock Rolls Out Bitcoin Income ETF as Demand for Covered Calls Grows&nbsp;&nbsp;&nbsp;CryptoPotato

解读：覆盖式看涨期权策略在波动市场中受欢迎，该ETF产品满足了特定投资者的风险收益偏好

## 23. 贝莱德新比特币ETF提供月度收益但限制上涨收益

CryptoSlate · 2026-06-16 22:01

BlackRock' s new Bitcoin ETF offers monthly income, but caps gains when Bitcoin surges&nbsp;&nbsp;&nbsp;CryptoSlate

解读：收益与资本增值之间的权衡机制为投资者提供了重要的风险收益特征信息

## 24. 贝莱德推出比特币收益ETF扩展数字资产产品线

TradingView · 2026-06-16 20:57

Blackrock Expands Digital Assets Offerings With Bitcoin Premium Income ETF&nbsp;&nbsp;&nbsp;TradingView

解读：贝莱德作为全球最大资产管理公司推出新的比特币ETF，对加密货币市场和传统金融融合具有重要意义

## 25. 贝莱德在纳斯达克推出首只比特币收益ETF

NFT Plazas · 2026-06-16 17:43

BlackRock Launches BITA, Its First Bitcoin Income ETF, on Nasdaq&nbsp;&nbsp;&nbsp;NFT Plazas

解读：贝莱德首只比特币收益ETF上市，对加密货币市场和传统金融融合具有里程碑意义

## GX Global X ETF 表现排行

#	Ticker	Name	Close	1D	1W	1M	1Y
1	BUG	网络安全	36.45	-0.87%	+7.97%	+30.32%	+2.27%
2	CHPX	芯片	105.89	-2.82%	+5.01%	+25.89%	-
3	SOCL	SOCL	48.19	+1.92%	+4.55%	+2.98%	-0.16%
4	COLO	COLO	40.90	+0.54%	+4.36%	+7.66%	+37.76%
5	NYSX	NYSX	130.29	-0.33%	+3.03%	+11.26%	-
6	LNGX	LNGX	43.29	+0.65%	+2.66%	-4.94%	-
7	MLPX	MLPX	73.74	-0.78%	+2.52%	+0.15%	+19.22%
8	CHRI	CHRI	90.21	+1.23%	+2.18%	+5.11%	-
9	PAVE	基建	57.61	+0.56%	+2.05%	+0.42%	+36.61%
10	COPX	铜矿	90.22	-0.03%	+2.01%	+15.36%	+111.83%
11	MLPD	MLPD	25.08	-0.73%	+1.91%	-0.63%	+1.15%
12	MLPA	MLP Alerian	54.74	+1.22%	+1.80%	-1.17%	+10.72%
13	HEAL	HEAL	25.46	+3.24%	+1.80%	+1.39%	-19.79%
14	KRMA	KRMA	48.80	+0.51%	+1.53%	+5.97%	+25.18%
15	FLOW	FLOW	39.30	+0.48%	+1.44%	+5.34%	+26.51%
16	EMM	新兴市场	45.33	-0.44%	+1.19%	+6.74%	+59.47%
17	XYLG	XYLG	29.06	+0.30%	+0.56%	+3.05%	+8.07%
18	QYLD	Covered Call	18.14	+0.06%	+0.50%	+0.44%	+9.74%
19	CEFA	CEFA	40.00	+0.46%	+0.44%	+2.53%	+16.84%
20	ONOF	ONOF	40.53	+0.37%	+0.40%	+4.79%	+22.28%
21	AUSF	AUSF	49.26	+0.12%	+0.29%	+1.15%	+13.69%

#	Ticker	Name	Close	1D	1W	1M	1Y
22	ZCBC	ZCBC	49.90	-0.16%	+0.27%	-1.13%	-
23	MLDR	MLDR	48.54	-0.36%	+0.20%	-0.63%	-0.46%
24	LLDR	LLDR	44.52	+0.17%	+0.17%	+0.49%	+0.51%
25	ZCBA	ZCBA	50.43	+0.07%	+0.15%	+1.13%	-
26	GURU	GURU	67.55	+0.94%	+0.15%	+3.45%	+28.78%
27	XRMI	XRMI	17.27	+0.03%	+0.10%	+0.09%	-3.21%
28	EFAS	EFAS	21.73	+1.05%	-0.16%	-1.59%	+22.81%
29	RNRG	可再生能源	38.72	-0.97%	-0.23%	-1.38%	+38.64%
30	CLIP	CLIP	100.09	+0.01%	-0.24%	+0.00%	+0.00%
31	SLDR	SLDR	49.73	+0.04%	-0.24%	-0.13%	-0.51%
32	DJIA	DJIA	21.93	-0.20%	-0.27%	+1.27%	+2.64%
33	ZCBF	ZCBF	49.14	-0.26%	-0.34%	-0.47%	-
34	SDEM	SDEM	32.40	+0.07%	-0.34%	-1.29%	+22.80%
35	DRIV	自动驾驶	41.92	-0.40%	-0.36%	+9.40%	+87.23%
36	CHIQ	CHIQ	17.99	-1.73%	-0.38%	-10.05%	-17.09%
37	AQWA	水资源	18.59	-0.45%	-0.40%	-3.61%	-0.64%
38	GXIG	GXIG	24.88	+0.09%	-0.42%	+0.28%	-
39	ZCBE	ZCBE	49.94	-0.44%	-0.44%	-1.57%	-
40	AUAU	黄金	37.51	+1.79%	-0.46%	+0.72%	-
41	BOTZ	机器人 & AI	40.07	-0.50%	-0.52%	+3.41%	+27.61%
42	ALTY	ALTY	12.31	+0.32%	-0.58%	-0.25%	+7.89%
43	QDIV	QDIV	37.20	+0.43%	-0.64%	+1.07%	+11.18%
44	QRMI	QRMI	15.45	-1.03%	-0.80%	-0.61%	-3.74%
45	AGNG	AGNG	34.88	+2.08%	-0.89%	-0.02%	+10.36%
46	XYLD	XYLD	40.35	-1.09%	-0.92%	-0.43%	+4.87%
47	URA	URA	50.28	-0.22%	-0.93%	-7.23%	+52.00%
48	EMBD	EMBD	23.70	-0.67%	-0.96%	-0.63%	+3.22%
49	PFFV	PFFV	22.18	-0.09%	-0.98%	-0.27%	-3.27%
50	ARGT	阿根廷	95.01	+0.27%	-1.08%	+5.17%	+8.91%
51	ZCBG	ZCBG	49.06	-1.14%	-1.14%	-1.94%	-
52	ZAP	ZAP	33.33	-0.57%	-1.19%	-3.14%	+28.34%
53	PFFD	PFFD	18.75	-0.82%	-1.45%	-1.76%	+0.08%
54	ASEA	ASEA	19.50	-2.60%	-1.52%	-1.81%	+17.29%
55	KROP	KROP	34.35	-2.88%	-1.53%	-4.31%	+7.45%
56	CLOU	云计算	23.88	-3.71%	-1.61%	+6.94%	+2.27%
57	SPFF	SPFF	9.53	-1.80%	-1.75%	-0.10%	+8.42%
58	ZCBB	ZCBB	49.78	-1.78%	-1.78%	-1.78%	-
59	COMD	COMD	27.64	-2.50%	-1.81%	-2.44%	-
60	DIV	DIV	18.91	+0.53%	-1.97%	-2.12%	+8.12%
61	NDIA	NDIA	26.25	+1.00%	-2.00%	-3.14%	-11.98%
62	GOEX	黄金矿企	77.68	+1.48%	-2.07%	-2.45%	+61.33%
63	BCI	BCI	23.89	-2.41%	-2.25%	-3.75%	+14.64%
64	EART	地球	32.11	-1.74%	-2.25%	-1.00%	+110.11%
65	GNOM	GNOM	48.56	-4.24%	-2.26%	+3.35%	+49.82%

#	Ticker	Name	Close	1D	1W	1M	1Y
66	CATH	CATH	88.11	-2.43%	-2.28%	-0.06%	+21.68%
67	ECC	ECC	4.09	+0.25%	-2.39%	-3.31%	-46.47%
68	SDIV	SDIV	24.49	-1.21%	-2.39%	-6.10%	+13.17%
69	EBIZ	EBIZ	27.19	-2.02%	-2.42%	-5.15%	-11.86%
70	MILN	MILN	42.75	+0.99%	-2.62%	-1.73%	-10.21%
71	NORW	挪威	37.06	-2.14%	-2.63%	-3.46%	+26.78%
72	HERO	电竞 & 游戏	24.95	-1.38%	-2.63%	-6.28%	-17.37%
73	DTCR	DTCR	30.59	-5.66%	-3.15%	+0.94%	+69.78%
74	QYLG	QYLG	29.20	-3.55%	-3.15%	-0.33%	+8.23%
75	GREK	希腊	71.94	-1.99%	-3.25%	-1.33%	+28.99%
76	RSSL	RSSL	109.85	-3.85%	-3.30%	-2.08%	+34.13%
77	SNSR	物联网	49.50	-6.94%	-3.40%	+6.29%	+36.97%
78	TYLG	TYLG	41.00	-4.36%	-3.56%	+3.07%	+28.76%
79	VNAM	VNAM	24.65	-0.71%	-3.64%	-7.75%	+44.37%
80	IPAV	IPAV	32.58	-3.23%	-4.58%	-7.83%	+22.65%
81	BCCC	BCCC	13.42	-3.38%	-4.82%	-	-
82	LIT	锂 & 电池	83.28	-1.86%	-4.82%	-5.85%	+124.05%
83	SHLD	SHLD	64.31	+1.58%	-5.32%	-4.77%	+10.90%
84	BRAZ	BRAZ	28.91	-2.36%	-5.47%	-13.88%	+23.28%
85	MLPR	MLPR	71.21	-1.84%	-5.49%	-0.07%	+21.34%
86	AIQ	AI & 科技	62.52	-8.15%	-7.13%	+3.68%	+51.75%
87	BITS	BITS	64.53	-1.22%	-8.27%	-6.91%	-5.41%
88	FINX	金融科技	23.64	-5.21%	-9.94%	-9.18%	-25.26%
89	CTEC	CTEC	68.75	-9.41%	-10.26%	-2.99%	+108.38%
90	GXDW	GXDW	27.09	-8.43%	-10.95%	-7.15%	+8.22%
91	EHCC	EHCC	20.85	-5.20%	-11.03%	-20.03%	-
92	HYDR	氢能	64.58	-3.31%	-11.94%	+3.10%	+221.29%
93	BKCH	区块链	78.30	-10.17%	-14.86%	-13.38%	+72.77%
94	SIL	SIL	79.10	-10.64%	-15.61%	-16.46%	+61.92%
95	ORBX	轨道	59.24	-10.27%	-20.84%	+9.08%	-

Generated by OpenClaw · 2026-06-18 08:39 · 数据来源: Google News, Global X